
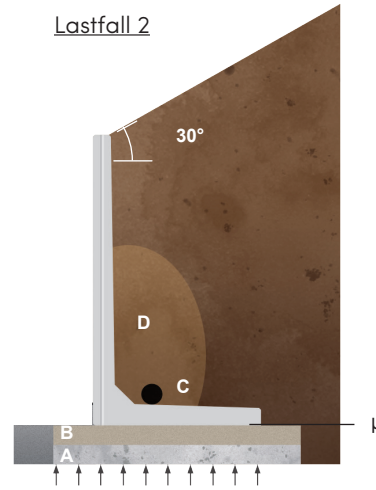


System und Belastung


Lastfall 1



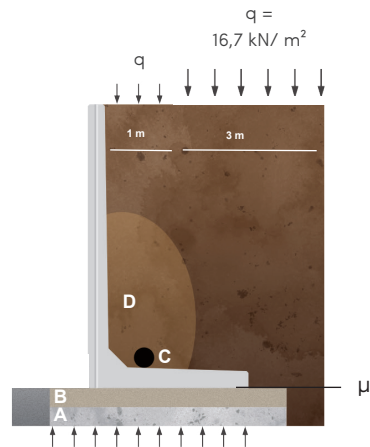
Lastfall 2



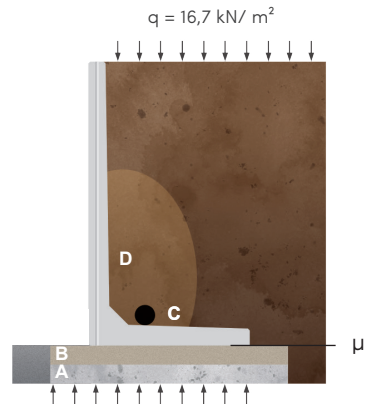
Lastfall 2A




Lastfall 3: SLW 30



Lastfall 3A: SLW 30



Lastfall 4: SLW 60



Wichte: $\gamma_k = 18 \text{ kN/m}^3$
 Reibungswinkel: $\phi_k = 32,5^\circ$
 Wandreibungswinkel: $\delta_{ak} = 2/3 \phi_k$
 $\mu = 0,7$

- A** Gründung
- B** Stabilisierter Sand oder Magerbeton
- C** Drainagerohr Mindestdurchm
- D** Drainagematerial